

AN ANCESTOR TO CALL OUR OWN

BY KATE WONG

*Controversial
new fossils
could bring
scientists closer
than ever
to the origin
of humanity*

POITIERS, FRANCE—Michel Brunet removes the cracked, brown skull from its padlocked, foam-lined metal carrying case and carefully places it on the desk in front of me. It is about the size of a coconut, with a slight snout and a thick brow visoring its stony sockets. To my inexperienced eye, the face is at once foreign and inscrutably familiar. To Brunet, a paleontologist at the University of Poitiers, it is the visage of the lost relative he has sought for 26 years. “He is the oldest one,” the veteran fossil hunter murmurs, “the oldest hominid.”

Brunet and his team set the field of paleoanthropology abuzz when they unveiled their find last July. Unearthed from sandstorm-scoured deposits in northern Chad’s Djurab Desert, the astonishingly complete cranium—dubbed *Sahelanthropus tchadensis* (and nicknamed Toumaï, which means “hope of life” in the local Goran language)—dates to nearly seven million years ago. It may thus represent the earliest human forebear on record, one who Brunet says “could touch with his finger” the point at which our lineage and the one leading to our closest living relative, the chimpanzee, diverged.

APE OR ANCESTOR? *Sahelanthropus tchadensis*, potentially the oldest hominid on record, forages in a woodland bordering Lake Chad some seven million years ago. Thus far the creature is known only from cranial and dental remains, so its body in this artist’s depiction is entirely conjectural.



African Roots

RECENT FINDS from Africa could extend in time and space the fossil record of early human ancestors. Just a few years ago, remains more than 4.4 million years old were essentially unknown, and the oldest specimens all came from East Africa. In 2001 paleontologists working in Kenya's Tugen Hills and Ethiopia's Middle Awash region announced that they had discovered hominids dating back to nearly six million years ago (*Orrorin tugenensis* and *Ardipithecus ramidus kadabba*, respectively). Then, last July, University of Poitiers

Less than a century ago simian human precursors from Africa existed only in the minds of an enlightened few. Charles Darwin predicted in 1871 that the earliest ancestors of humans would be found in Africa, where our chimpanzee and gorilla cousins live today. But evidence to support that idea didn't come until more than 50 years later, when anatomist Raymond Dart of the University of the Witwatersrand described a fossil skull from Taung, South Africa, as belonging to an extinct human he called *Australopithecus africanus*, the "southern ape from Africa." His claim met variously with frosty skepticism and outright rejection—the remains were those of a juvenile gorilla, critics countered. The discovery of another South African specimen, now recognized as *A. robustus*, eventually vindicated Dart, but it wasn't until the 1950s that the notion of ancient, apelike human ancestors from Africa gained widespread acceptance.

In the decades that followed, pioneering efforts in East Africa headed by members of the Leakey family, among others, turned up additional fossils. By the late 1970s the australopithecine cast of characters had grown to include *A. boisei*, *A. aethiopicus* and *A. afarensis* (Lucy and her kind, who lived between 2.9 million and 3.6 million years ago during the Pliocene epoch and gave rise to our own genus, *Homo*). Each was adapted to its own environmental niche, but all were bipedal creatures with thick jaws, large molars and small canines—radically different from the generalized, quadrupedal Miocene apes known from farther back on the family tree. To probe human origins beyond *A. afarensis*, however, was to fall into a gaping hole in the fossil record between 3.6 million and 12 million years ago. Who, researchers wondered, were Lucy's forebears?

Despite widespread searching, diagnostic fossils of the right age to answer that question eluded workers for nearly two decades. Their luck finally began to change around the mid-1990s, when a team led by Meave Leakey of the National Museums of Kenya announced its discovery of *A. anamensis*, a four-million-year-old species that, with its slightly more archaic characteristics, made a reasonable ancestor for Lucy [see "Early Hominid Fossils from Africa," by Meave Leakey and Alan Walker; *SCIENTIFIC AMERICAN*, June 1997]. At around

Sahelanthropus tchadensis
from Toros-Menalla, Chad



Overview/*The Oldest Hominids*

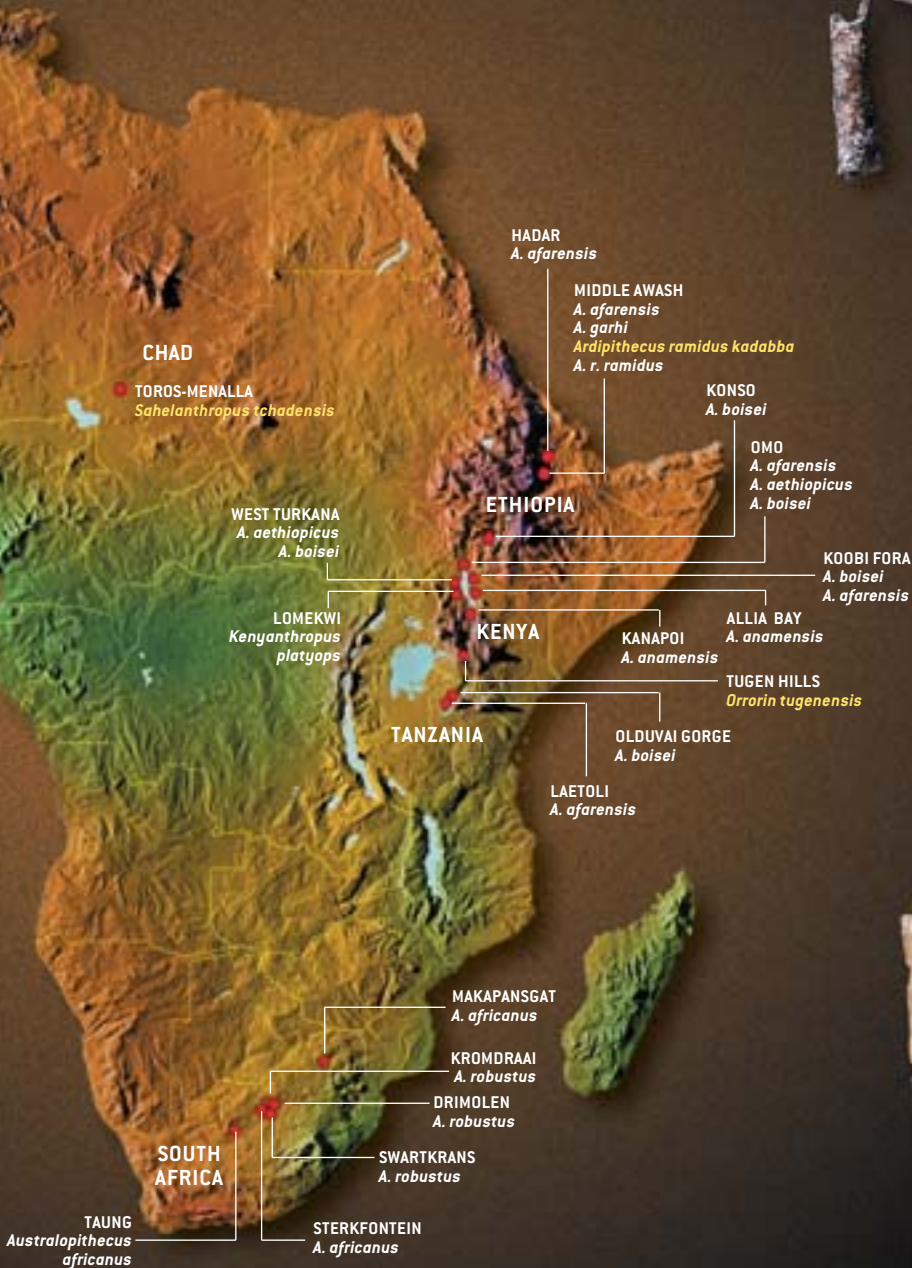
- The typical textbook account of human evolution holds that humans arose from a chimpanzee-like ancestor between roughly five million and six million years ago in East Africa and became bipedal on the savanna. But until recently, hominid fossils more than 4.4 million years old were virtually unknown.
- Newly discovered fossils from Chad, Kenya and Ethiopia may extend the human record back to seven million years ago, revealing the earliest hominids yet.
- These finds cast doubt on conventional paleoanthropological wisdom. But experts disagree over how these creatures are related to humans—if they are related at all.

paleontologist Michel Brunet and his Franco-Chadian Paleoanthropological Mission reported having unearthed a nearly seven-million-year-old hominid, called *Sahelanthropus tchadensis*, at a site known as Toros-Menalla in northern Chad. The site lies some 2,500 kilometers west of the East African fossil localities. "I think the most important thing we have done in terms of trying to understand our story is to open this new window," Brunet remarks. "We are proud to be the pioneers of the West."

Ardipithecus ramidus kadabba
from Middle Awash, Ethiopia



Orrorin tugenensis
from Tugen Hills, Kenya



PATRICK ROBERT Corbis Sygma (*Sahelanthropus tchadensis* skull); © 1999 TIM D. WHITE Brill Atlanta/National Museum of Ethiopia (*A. r. kadabba* fossils); GAMMA (*O. tugenensis* fossils); EDWARD BELL (map illustration)

It is the visage of the lost relative he has sought for 26 years. “He is the oldest one,” the veteran fossil hunter murmurs, “the oldest hominid.”



the same time, Tim D. White of the University of California at Berkeley and his colleagues described a collection of 4.4-million-year-old fossils from Ethiopia representing an even more primitive hominid, now known as *Ardipithecus ramidus ramidus*. Those findings gave scholars a tantalizing glimpse into Lucy’s past. But estimates from some molecular biologists of when the chimp-human split occurred suggested that even older hominids lay waiting to be discovered.

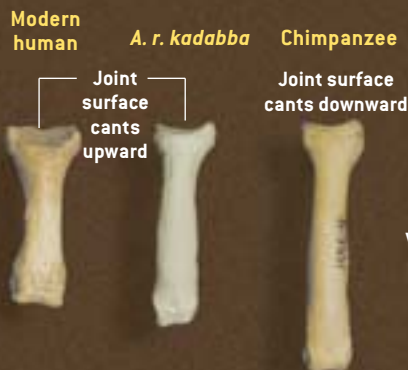
Those predictions have recently been borne out. Over the past few years, researchers have made a string of stunning dis-

coveries—Brunet’s among them—that may go a long way toward bridging the remaining gap between humans and their African ape ancestors. These fossils, which range from roughly five million to seven million years old, are upending long-held ideas about when and where our lineage arose and what the last common ancestor of humans and chimpanzees looked like. Not surprisingly, they have also sparked vigorous debate. Indeed, experts are deeply divided over where on the family tree the new species belong and even what constitutes a hominid in the first place.

Anatomy of an Ancestor

KEY TRAITS link putative hominids *Ardipithecus ramidus kadabba*, *Orrorin* and *Sahelanthropus* to humans and distinguish them from apes such as chimpanzees. The fossils exhibit primitive apelike characteristics, too, as would be expected of creatures this ancient. For instance, the *A. r. kadabba* toe bone has a humanlike upward tilt to its joint surface, but the bone is long and curves downward like a chimp’s does (which somewhat obscures the joint’s cant). Likewise, *Sahelanthropus* has a number of apelike traits—its small braincase among them—but is more humanlike in the form of the canines and the projection of the lower face. [Reconstruction of the *Sahelanthropus* cranium, which is distorted, will give researchers a better understanding of its morphology.] The *Orrorin* femur has a long neck and a groove carved out by the obturator externus muscle—traits typically associated with habitual bipedalism, and therefore with humans—but the distribution of cortical bone in the femoral neck may be more like that of a quadrupedal ape.

TOE BONE



CRANIUM

Modern human

Sahelanthropus

Chimpanzee



© C. OWEN LOVEJOY/Brill Atlanta (human, *A. r. kadabba* and chimpanzee toe bones); CHRISTIAN SIDOR New York College of Osteopathic Medicine (human skull and human femur); MISSION PALÉANTHROPOLOGIQUE FRANCO-TCHADIENNE (*Sahelanthropus* skull); © 1996 DAVID L. BRILL/DIVISION OF MAMMALS, NATIONAL MUSEUM OF NATURAL HISTORY, SMITHSONIAN INSTITUTION (chimpanzee skull); GAMMA (Orrorin femur); C. OWEN LOVEJOY Kent State University (chimpanzee femur)

Standing Tall

THE FIRST HOMINID CLUE to come from beyond the 4.4-million-year mark was announced in the spring of 2001. Paleontologists Martin Pickford and Brigitte Senut of the National Museum of Natural History in Paris found in Kenya's Tugen Hills the six-million-year-old remains of a creature they called *Orrorin tugenensis*. To date the researchers have amassed 19 specimens, including bits of jaw, isolated teeth, finger and arm bones, and some partial upper leg bones, or femurs. According to Pickford and Senut, *Orrorin* exhibits several characteristics that clearly align it with the hominid family—notably those suggesting that, like all later members of our group, it walked on two legs. “The femur is remarkably humanlike,” Pickford observes. It has a long femoral neck, which would have placed the shaft at an angle relative to the lower leg (thereby stabilizing the hip), and a groove on the back of that femoral neck, where a muscle known as the obturator externus pressed against the bone during upright walking. In other respects, *Or-*

rorin was a primitive animal: its canine teeth are large and pointed relative to human canines, and its arm and finger bones retain adaptations for climbing. But the femur characteristics signify to Pickford and Senut that when it was on the ground, *Orrorin* walked like a man.

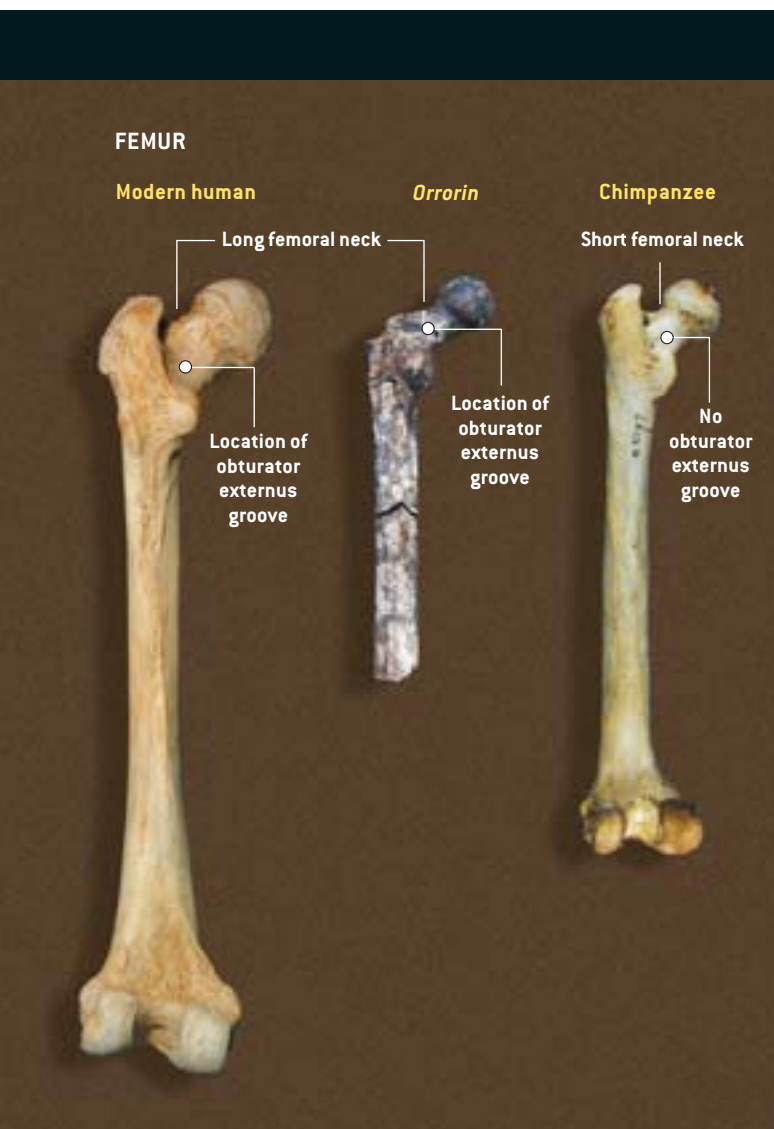
In fact, they argue, *Orrorin* appears to have had a more humanlike gait than the much younger Lucy did. Breaking with paleoanthropological dogma, the team posits that *Orrorin* gave rise to *Homo* via the proposed genus *Praeanthropus* (which comprises a subset of the fossils currently assigned to *A. afarensis* and *A. anamensis*), leaving Lucy and her kin on an evolutionary sideline. *Ardipithecus*, they believe, was a chimpanzee ancestor.

Not everyone is persuaded by the femur argument. C. Owen Lovejoy of Kent State University counters that published computed tomography scans through *Orrorin*'s femoral neck—which Pickford and Senut say reveal humanlike bone structure—actually show a chimplike distribution of cortical bone, an important indicator of the strain placed on that part of the femur during locomotion. Cross sections of *A. afarensis*'s femoral neck, in contrast, look entirely human, he states. Lovejoy suspects that *Orrorin* was frequently—but not habitually—bipedal and spent a significant amount of time in the trees. That wouldn't exclude it from hominid status, because full-blown bipedalism almost certainly didn't emerge in one fell swoop. Rather *Orrorin* may have simply not yet evolved the full complement of traits required for habitual bipedalism. Viewed that way, *Orrorin* could still be on the ancestral line, albeit further removed from *Homo* than Pickford and Senut would have it.

Better evidence of early routine bipedalism, in Lovejoy's view, surfaced a few months after the *Orrorin* report, when Berkeley graduate student Yohannes Haile-Selassie announced the discovery of slightly younger fossils from Ethiopia's Middle Awash region. Those 5.2-million- to 5.8-million-year-old remains, which have been classified as a subspecies of *Ardipithecus ramidus*, *A. r. kadabba*, include a complete foot phalanx, or toe bone, bearing a telltale trait. The bone's joint is angled in precisely the way one would expect if *A. r. kadabba* “toed off” as humans do when walking, reports Lovejoy, who has studied the fossil.

Other workers are less impressed by the toe morphology. “To me, it looks for all the world like a chimpanzee foot phalanx,” comments David Begun of the University of Toronto, noting from photographs that it is longer, slimmer and more curved than a biped's toe bone should be. Clarification may come when White and his collaborators publish findings on an as yet undescribed partial skeleton of *Ardipithecus*, which White says they hope to do within the next year or two.

Differing anatomical interpretations notwithstanding, if either *Orrorin* or *A. r. kadabba* were a biped, that would not only push the origin of our strange mode of locomotion back by nearly 1.5 million years, it would also lay to rest a popular idea about the conditions under which our striding gait evolved. Received wisdom holds that our ancestors became bipedal on the African savanna, where upright walking may have kept the blistering sun off their backs, given them access to previously out-of-reach foods, or afforded them a better view above the tall



Humanity may have arisen more than a million years earlier than a number of molecular studies had estimated. More important, it may have originated in a different locale.



grass. But paleoecological analyses indicate that *Orrorin* and *Ardipithecus* dwelled in forested habitats, alongside monkeys and other typically woodland creatures. In fact, Giday Wolde-Gabriel of Los Alamos National Laboratory and his colleagues, who studied the soil chemistry and animal remains at the *A. r. kadabba* site, have noted that early hominids may not have ventured beyond these relatively wet and wooded settings until after 4.4 million years ago.

If so, climate change may not have played as important a role in driving our ancestors from four legs to two as has been thought. For his part, Lovejoy observes that a number of the savanna-based hypotheses focusing on posture were not especially well conceived to begin with. "If your eyes were in your toes, you could stand on your hands all day and look over tall grass, but you'd never evolve into a hand-walker," he jokes. In other words, selection for upright posture alone would not, in his view, have led to bipedal locomotion. The most plausible explanation for the emergence of bipedalism, Lovejoy says, is that it freed the hands and allowed males to collect extra food with which to woo mates. In this model, which he developed in the 1980s, females who chose good providers could devote more energy to child rearing, thereby maximizing their reproductive success.

The Oldest Ancestor?

THE PALEOANTHROPOLOGICAL community was still digesting the implications of the *Orrorin* and *A. r. kadabba* dis-

coveries when Brunet's fossil find from Chad came to light. With *Sahelanthropus* have come new answers—and new questions. Unlike *Orrorin* and *A. r. kadabba*, the *Sahelanthropus* material does not include any postcranial bones, making it impossible at this point to know whether the animal was bipedal, the traditional hallmark of humanness. But Brunet argues that a suite of features in the teeth and skull, which he believes belongs to a male, judging from the massive brow ridge, clearly links this creature to all later hominids. Characteristics of *Sahelanthropus*'s canines are especially important in his assessment. In all modern and fossil apes, and therefore presumably in the last common ancestor of chimps and humans, the large upper canines are honed against the first lower premolars, producing a sharp edge along the back of the canines. This so-called honing canine-premolar complex is pronounced in males, who use their canines to compete with one another for females. Humans lost these fighting teeth, evolving smaller, more incisorlike canines that occlude tip to tip, an arrangement that creates a distinctive wear pattern over time. In their size, shape and wear, the *Sahelanthropus* canines are modified in the human direction, Brunet asserts.

At the same time, *Sahelanthropus* exhibits a number of apelike traits, such as its small braincase and widely spaced eye sockets. This mosaic of primitive and advanced features, Brunet says, suggests a close relationship to the last common ancestor. Thus, he proposes that *Sahelanthropus* is the earliest member of the human lineage and the ancestor of all later hominids, in-

HUNTING FOR HOMINIDS:
Michel Brunet (left), whose team uncovered *Sahelanthropus*, has combed the sands of the Djurab Desert in Chad for nearly a decade. Martin Pickford and Brigitte Senut (center) discovered *Orrorin* in Kenya's Tugen Hills. Tim White (top right) and Yohannes Haile-Selassie (bottom right) found *Ardipithecus* in the Middle Awash region of Ethiopia.



WITNESS/GAMMA

cluding *Orrorin* and *Ardipithecus*. If Brunet is correct, humanity may have arisen more than a million years earlier than a number of molecular studies had estimated. More important, it may have originated in a different locale than has been posited. According to one model of human origins, put forth in the 1980s by Yves Coppens of the College of France, East Africa was the birthplace of humankind. Coppens, noting that the oldest human fossils came from East Africa, proposed that the continent's Rift Valley—a gash that runs from north to south—split a single ancestral ape species into two populations. The one in the east gave rise to humans; the one in the west spawned today's apes [see “East Side Story: The Origin of Humankind,” by Yves Coppens; SCIENTIFIC AMERICAN, May 1994]. Scholars have recognized for some time that the apparent geographic separation might instead be an artifact of the scant fossil record. The discovery of a seven-million-year-old hominid in Chad, some 2,500 kilometers west of the Rift Valley, would deal the theory a fatal blow.

Most surprising of all may be what *Sabelanthropus* reveals about the last common ancestor of humans and chimpanzees. Paleoanthropologists have typically imagined that that creature resembled a chimp in having, among other things, a strongly projecting lower face, thinly enameled molars and large canines. Yet *Sabelanthropus*, for all its generally apelike traits, has only a moderately prognathic face, relatively thick enamel, small canines and a brow ridge larger than that of any living ape. “If *Sabelanthropus* shows us anything, it shows us that the last common ancestor was not a chimpanzee,” Berkeley's White remarks. “But why should we have expected otherwise?” Chimpanzees have had just as much time to evolve as humans have had, he points out, and they have become highly specialized, fruit-eating apes.

Brunet's characterization of the Chadian remains as those of a human ancestor has not gone unchallenged, however. “Why *Sabelanthropus* is necessarily a hominid is not particu-

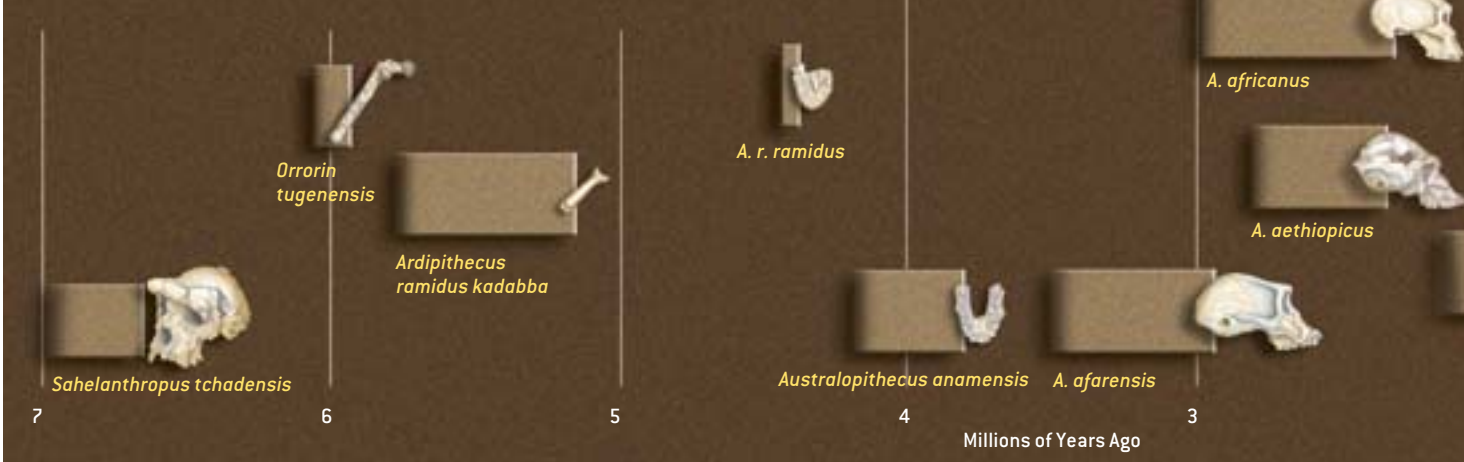
larly clear,” comments Carol V. Ward of the University of Missouri. She and others are skeptical that the canines are as humanlike as Brunet claims. Along similar lines, in a letter published last October in the journal *Nature*, in which Brunet's team initially reported its findings, University of Michigan paleoanthropologist Milford H. Wolpoff, along with *Orrorin* discoverers Pickford and Senut, countered that *Sabelanthropus* was an ape rather than a hominid. The massive brow and certain features on the base and rear of *Sabelanthropus*'s skull, they observed, call to mind the anatomy of a quadrupedal ape with a difficult-to-chew diet, whereas the small canine suggests that it was a female of such a species, not a male human ancestor. Lacking proof that *Sabelanthropus* was bipedal, so their reasoning goes, Brunet doesn't have a leg to stand on. (Pickford and Senut further argue that the animal was specifically a go-



Hominids in Time

FOSSIL RECORD OF HOMINIDS shows that multiple species existed alongside one another during the later stages of human evolution. Whether the same can be said for the first half of our family's existence is a matter of great debate among paleoanthropologists, however. Some believe that all the fossils from between seven million and three million years ago fit comfortably into the same evolutionary lineage. Others view these specimens not only as members of mostly different lineages but also as representatives of a tremendous early hominid diversity yet to be discovered. [Adherents to the latter scenario tend to parse the known hominid remains into more taxa than shown here.]

The branching diagrams (*inset*) illustrate two competing hypotheses of how the recently discovered *Sahelanthropus*, *Orrorin* and *Ardipithecus ramidus kadabba* are related to humans. In the tree on the left, all the new finds reside on the line leading to humans, with *Sahelanthropus* being the oldest known hominid. In the tree on the right, in contrast, only *Orrorin* is a human ancestor. *Ardipithecus* is a chimpanzee ancestor, and *Sahelanthropus* a gorilla forebear in this view.



rilla ancestor.) In a barbed response, Brunet likened his detractors to those Dart encountered in 1925, retorting that *Sahelanthropus*'s apelike traits are simply primitive holdovers from its own ape predecessor and therefore uninformative with regard to its relationship to humans.

The conflicting views partly reflect the fact that researchers disagree over what makes the human lineage unique. "We have trouble defining hominids," acknowledges Roberto Macchiarelli, also at the University of Poitiers. Traditionally paleoanthropologists have regarded bipedalism as the characteristic that first set human ancestors apart from other apes. But subtler changes—the metamorphosis of the canine, for instance—may have preceded that shift.

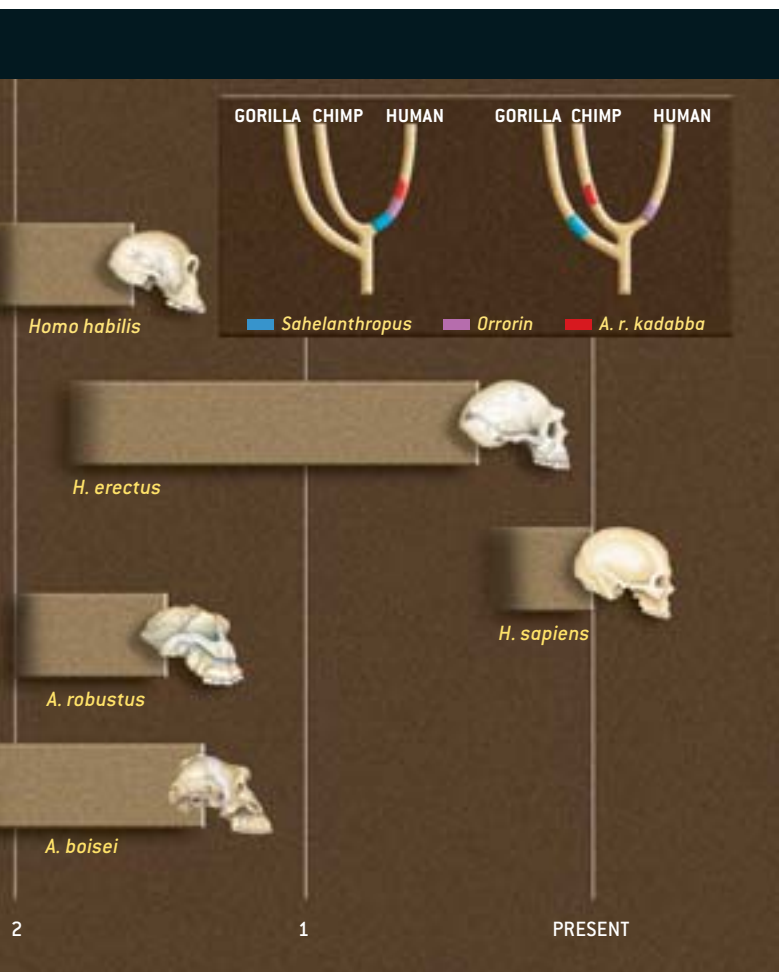
To understand how animals are related to one another, evolutionary biologists employ a method called cladistics, in which organisms are grouped according to shared, newly evolved traits. In short, creatures that have these derived characteristics in common are deemed more closely related to one another than they are to those that exhibit only primitive traits inherited from a more distant common ancestor. The first occurrence in the fossil record of a shared, newly acquired trait serves as a baseline indicator of the biological division of an ancestral species into two daughter species—in this case, the point at which chimps

and humans diverged from their common ancestor—and that trait is considered the defining characteristic of the group.

Thus, cladistically "what a hominid is from the point of view of skeletal morphology is summarized by those characters preserved in the skeleton that are present in populations that directly succeeded the genetic splitting event between chimps and humans," explains William H. Kimbel of Arizona State University. With only an impoverished fossil record to work from, paleontologists can't know for certain what those traits were. But the two leading candidates for the title of seminal hominid characteristic, Kimbel says, are bipedalism and the transformation of the canine. The problem researchers now face in trying to suss out what the initial changes were and which, if any, of the new putative hominids sits at the base of the human clade is that so far *Orrorin*, *A. r. kadabba* and *Sahelanthropus* are represented by mostly different bony elements, making comparisons among them difficult.

How Many Hominids?

MEANWHILE THE ARRIVAL of three new taxa to the table has intensified debate over just how diverse early hominids were. Experts concur that between three million and 1.5 million years ago, multiple hominid species existed alongside one



another at least occasionally. Now some scholars argue that this rash of discoveries demonstrates that human evolution was a complex affair from the outset. Toronto's Begun—who believes that the Miocene ape ancestors of modern African apes and humans spent their evolutionarily formative years in Europe and western Asia before reentering Africa—observes that *Sahelanthropus* bears exactly the kind of motley features that one would expect to see in an animal that was part of an adaptive radiation of apes moving into a new milieu. "It would not surprise me if there were 10 or 15 genera of things that are more closely related to *Homo* than to chimps," he says. Likewise, in a commentary that accompanied the report by Brunet and his team in *Nature*, Bernard Wood of George Washington University wondered whether *Sahelanthropus* might hail from the African ape equivalent of Canada's famed Burgess Shale, which has yielded myriad invertebrate fossils from the Cambrian period, when the major modern animal groups exploded into existence. Viewed that way, the human evolutionary tree would look more like an unkempt bush, with some, if not all, of the new discoveries occupying terminal twigs instead of coveted spots on the meandering line that led to humans.

Other workers caution against inferring the existence of multiple, coeval hominids on the basis of what has yet been

found. "That's *X-Files* paleontology," White quips. He and Brunet both note that between seven million and four million years ago, only one hominid species is known to have existed at any given time. "Where's the bush?" Brunet demands. Even at humanity's peak diversity, two million years ago, White says, there were only three taxa sharing the landscape. "That ain't the Cambrian explosion," he remarks dryly. Rather, White suggests, there is no evidence that the base of the family tree is anything other than a trunk. He thinks that the new finds might all represent snapshots of the *Ardipithecus* lineage through time, with *Sahelanthropus* being the earliest hominid and with *Orrorin* and *A. r. kadabba* representing its lineal descendants. (In this configuration, *Sahelanthropus* and *Orrorin* would become species of *Ardipithecus*.)

Investigators agree that more fossils are needed to elucidate how *Orrorin*, *A. r. kadabba* and *Sahelanthropus* are related to one another and to ourselves, but obtaining a higher-resolution picture of the roots of humankind won't be easy. "We're going to have a lot of trouble diagnosing the very earliest members of our clade the closer we get to that last common ancestor," Missouri's Ward predicts. Nevertheless, "it's really important to sort out what the starting point was," she observes. "Why the human lineage began is the question we're trying to answer, and these new finds in some ways may hold the key to answering that question—or getting closer than we've ever gotten before."

It may be that future paleoanthropologists will reach a point at which identifying an even earlier hominid will be well nigh impossible. But it's unlikely that this will keep them from trying. Indeed, it would seem that the search for the first hominids is just heating up. "The *Sahelanthropus* cranium is a messenger [indicating] that in central Africa there is a desert full of fossils of the right age to answer key questions about the genesis of our clade," White reflects. For his part, Brunet, who for more than a quarter of a century has doggedly pursued his vision through political unrest, sweltering heat and the blinding sting of an unrelenting desert wind, says that ongoing work in Chad will keep his team busy for years to come. "This is the beginning of the story," he promises, "just the beginning." As I sit in Brunet's office contemplating the seven-million-year-old skull of *Sahelanthropus*, the fossil hunter's quest doesn't seem quite so unimaginable. Many of us spend the better part of a lifetime searching for ourselves. **SA**

Kate Wong is a writer and editor for *ScientificAmerican.com*

MORE TO EXPLORE

Late Miocene Hominids from the Middle Awash, Ethiopia. Yohannes Haile-Selassie in *Nature*, Vol. 412, pages 178–181; July 12, 2001.

Extinct Humans. Ian Tattersall and Jeffrey H. Schwartz. Westview Press, 2001.

Bipedalism in *Orrorin tugenensis* Revealed by Its Femora. Martin Pickford, Brigitte Senut, Dominique Gommercy and Jacques Treil in *Comptes Rendus: Palevol*, Vol. 1, No. 1, pages 1–13; 2002.

A New Hominid from the Upper Miocene of Chad, Central Africa. Michel Brunet, Franck Guy, David Pilbeam, Hassane Taisso Mackaye et al. in *Nature*, Vol. 418, pages 145–151; July 11, 2002.

The Primate Fossil Record. Edited by Walter C. Hartwig. Cambridge University Press, 2002.